



Harris County General Election 2022



Hobby School of Public Affairs
UNIVERSITY OF HOUSTON



Harris County General Election 2022

The Hobby School of Public Affairs at the University of Houston conducted a representative survey of Harris County likely general election voters to identify their preferences and opinions regarding the 2022 election. The survey was fielded between October 10 and October 15, 2022 by contacting likely voters via SMS messages through which the respondents were directed to an online survey platform with the option to complete the survey in English or in Spanish. The survey population is 625, with a margin of error of +/- 3.9%. In addition, an oversample of likely voters was conducted for Harris County Commissioner Precinct 4, for a total Precinct 4 sample population of 350, with a margin of error of +/- 5.2%.

Executive Summary

In the Harris County 2022 county judge race, Republican Alexandra del Moral Mealer holds a 2% lead in vote intention over Democrat Lina Hidalgo among likely voters (47% to 45%, with 8% undecided). The results suggest that del Moral Mealer and Hidalgo are in a statistical dead heat.

In the Texas 2022 gubernatorial race, Democrat Beto O'Rourke holds an 8% lead over Republican Greg Abbott among Harris County likely voters (50% to 42%, with 7% undecided).

More than nine out of ten del Moral Mealer (94%) and Hidalgo (93%) voters are certain they will vote for del Moral Mealer and Hidalgo, respectively, this fall.

Del Moral Mealer holds a 19% advantage in vote intention over Hidalgo among white voters (56% to 37%), while Hidalgo holds a 56% advantage over del Moral Mealer among Black voters (73% to 17%). Del Moral Mealer holds a 3% advantage over Hidalgo among Latino voters (47% to 44%).

Hidalgo holds a 12% lead over del Moral Mealer among women (52% to 40%), while del Moral Mealer holds a 19% lead over Hidalgo among men (56% to 37%).

89% of Harris County Democrats intend to vote for Hidalgo compared to 3% who intend to vote for del Moral Mealer, and 8% who remain undecided.

90% of Harris County Republicans intend to vote for del Moral Mealer compared to 5% who intend to vote for Hidalgo, and 5% who remain undecided.

84% of Beto O'Rourke voters intend to vote for Hidalgo, while 6% intend to vote for del Moral Mealer, and 10% remain undecided.

95% of Greg Abbott voters intend to vote for del Moral Mealer, while 1% intend to vote for Hidalgo, and 4% remain undecided.

43% of Harris County likely voters have a favorable opinion of Hidalgo, including 27% with a very favorable opinion.

43% of Harris County likely voters have a favorable opinion of del Moral Mealer, including 31% with a very favorable opinion.

49% of Harris County likely voters have an unfavorable opinion of Hidalgo, including 42% with a very unfavorable opinion.

28% of Harris County likely voters have an unfavorable opinion of del Moral Mealer, including 21% with a very unfavorable opinion.

8% of Harris County likely voters don't know enough about Hidalgo to have an opinion of her.

29% of Harris County likely voters don't know enough about del Moral Mealer to have an opinion of her.

Two of 10 policy issues stand out as being the most important to the county judge vote decision of Harris County likely voters. Four-fifths of Harris County likely voters list crime and public safety (81%) and government corruption (79%) as being very important to their county judge vote decision.

At a second level of importance are four issues considered to be very important to the county judge vote decision of more than two-thirds of Harris County likely voters: voting rights (73%), election administration (73%), immigration and border security (69%), and property taxes (69%).

The top three policy issues for del Moral Mealer voters are crime and public safety (98%), immigration and border security (91%), and government corruption (90%).

The top three policy issues for Hidalgo voters are voting rights (95%), racial equity and equality (89%), and abortion (87%).

The top two policy issues for white likely voters are crime and public safety (77%) and government corruption (76%).

The top two policy issues for Latino likely voters are crime and public safety (86%) and government corruption (81%).

The top two policy issues for Black likely voters are voting rights (89%) and crime and public safety and government corruption (each tied at 83%).

The top two policy issues among women likely voters are crime and public safety (80%) and voting rights (80%).

The top two policy issues among men likely voters are crime and public safety (83%) and government corruption (80%).

When asked to list the one policy issue that is most important to their county judge vote decision, 40% of likely voters listed crime and public safety, 13% abortion, and 11% voting rights.

A significant plurality of Harris County likely voters believe that del Moral Mealer would do a better job than Hidalgo on the issues of crime and public safety (46% vs. 31%), immigration and border security (45% vs. 31%), government corruption (45% vs. 31%), and property taxes (43% vs. 29%).

A significant plurality of Harris County likely voters believe that Hidalgo would do a better job than del Moral Mealer on the issues of racial equity and equality (46% vs. 30%) and abortion (43% vs. 33%).

38% of Harris County likely voters intend to vote in favor of Proposition A (public safety bonds for up to \$100,000,000), 31% intend to vote against Proposition A, and 31% are unsure how they will vote on the proposition.

63% of Harris County likely voters intend to vote in favor of Proposition B (road bonds for up to \$900,000,000), 20% intend to vote against Proposition B, and 17% are unsure how they will vote on the proposition.

52% of Harris County likely voters intend to vote in favor of Proposition C (park bonds for up to \$200,000,000), 29% intend to vote against Proposition C, and 19% are unsure how they will vote on the proposition.

The notably smaller proportion in favor of Proposition A is in large part the consequence of the lower support it receives among Democratic likely voters compared to the other two propositions, with many Democrats who support Propositions B and C opposing or undecided on Proposition A.

In the Harris County 2022 Precinct 4 county commissioner race, Republican Jack Cagle holds a 5% lead over Democrat Lesley Briones among likely voters (40% to 35%). One in four (25%) Precinct 4 likely voters however remains undecided.

48% of Precinct 4 likely voters do not know enough about Cagle to have an opinion of him.

71% of Precinct 4 likely voters do not know enough about Briones to have an opinion of her.

31% of Precinct 4 likely voters have a favorable opinion of Cagle and 21% an unfavorable opinion.

17% of Precinct 4 likely voters have a favorable opinion of Briones and 12% an unfavorable opinion.

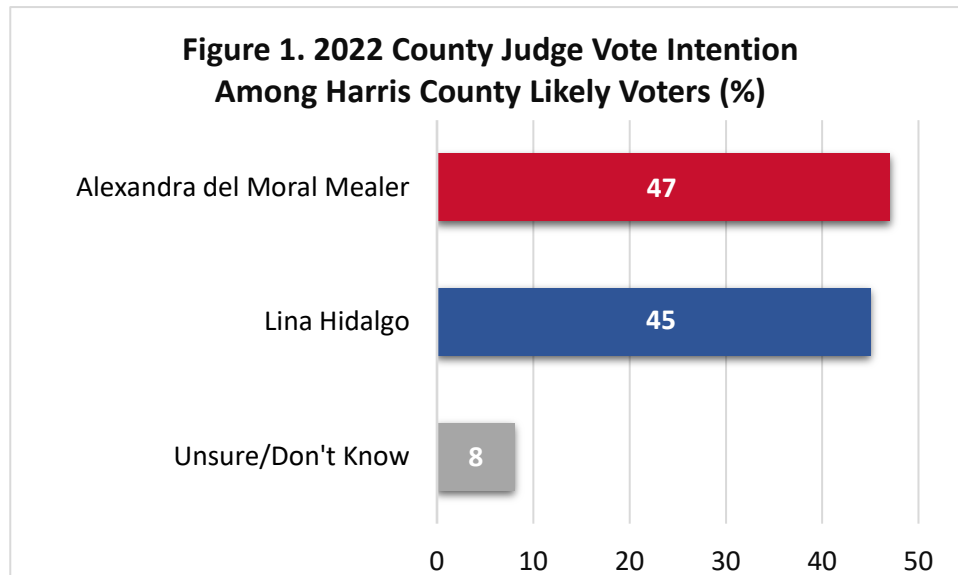
Survey Population Demographics

Whites account for 45% of this survey population of Harris County likely voters, Latinos 27%, Blacks 16%, and others 12% (4% Asian American, 1% Native American, 7% Something Else). Women account for 55% of the population, men for 44%, and others for 1%. Regarding generations, 43% of the population belongs to the combined Silent Generation (born between 1928-1945) and Baby Boomers (1946-1964) cohort, 31% to Generation X (Gen X) (1965-1980), and 26% to the combined Millennial (1981-1996) generation and Generation Z (1997-2014) cohort. More than one-third (36%) of the population identifies as Democrat and 30% as Republican, with 29% identifying as Independent and 5% unsure of their partisan identification.

In the 2020 presidential election, 53% of the respondents voted for Joe Biden, 39% voted for Donald Trump, 2% voted for other candidates, and 6% did not vote. Among those who cast a ballot in 2020, 56% voted for Biden, 41% for Trump and 3% for other candidates. The actual distribution of the 2020 presidential vote in Harris County was 56% for Biden, 43% for Trump and 1% for other candidates.

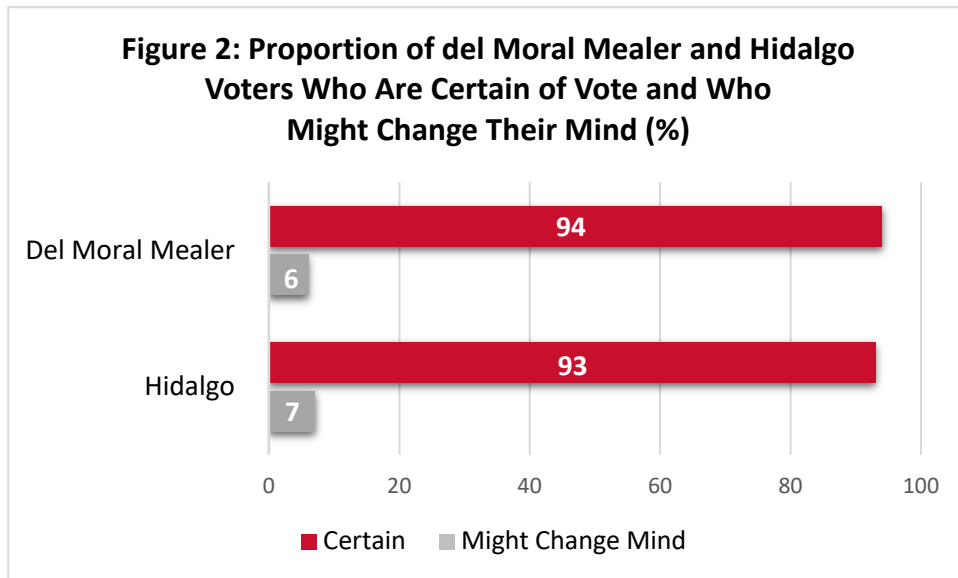
The 2022 County Judge Election in Harris County

Figure 1 provides the vote intention for the two county judge candidates on the 2022 ballot in Harris County: Democrat Lina Hidalgo and Republican Alexandra del Moral Mealer. Also included is the proportion of voters who indicate that at the present time they do not know who they would vote for.

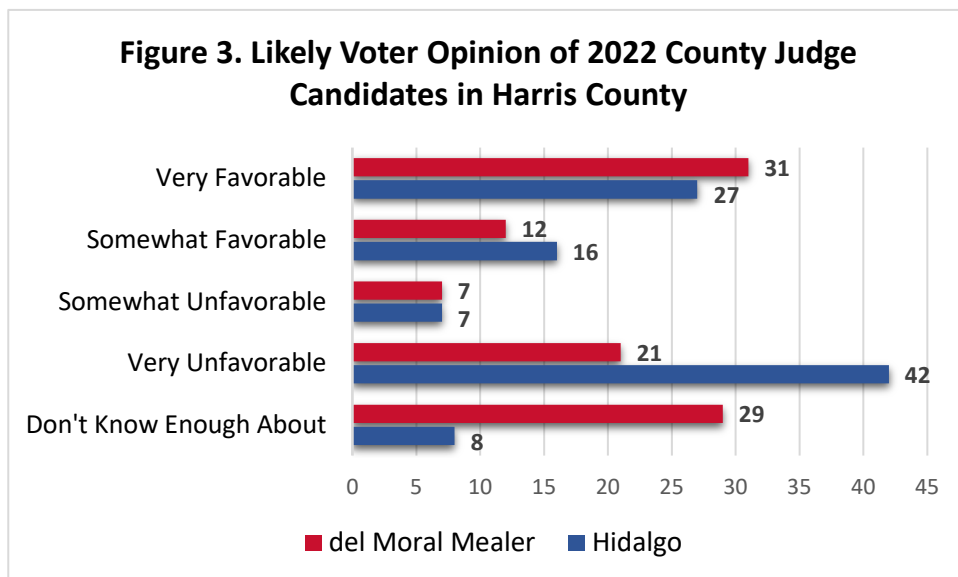


Del Moral Mealer (47%) holds a 2 percentage point lead over Hidalgo (45%), with 8% of likely voters still undecided. These results suggest that the county judge race in Harris County is a statistical dead heat, with del Moral Mealer and Hidalgo effectively tied in regard to the vote intention of Harris County likely voters.

Figure 2 highlights that 94% of del Moral Mealer voters and 93% of Hidalgo voters are certain they will vote for del Moral Mealer and Hidalgo, respectively. A mere 6% of del Moral Mealer and 7% of Hidalgo voters say they might change their mind between the time of the survey and when they cast their ballot.



The respondents were asked to rate Hidalgo and del Moral Mealer in regard to whether they have a very favorable, somewhat favorable, somewhat unfavorable or very unfavorable opinion of them, or if they do not know enough about them to have an opinion one way or another. Figure 3 provides the results.



Hidalgo and del Moral Mealer have comparable proportions of Harris County likely voters with a very favorable (27% and 31%) and somewhat favorable (16% and 12%) opinion of them, with each having a combined favorable rating of 43%. However, twice as many Harris County likely voters have a very unfavorable opinion of Hidalgo (42%) as have a very unfavorable opinion of del Moral Mealer (21%). And while only 8% of Harris County likely voters say they don't know enough about Hidalgo to have an

opinion of her, more than three times as many (29%) still don't know enough about del Moral Mealer to have an opinion of her.

To place the county judge race in perspective, Figure 4 provides the vote intention of Harris County voters in the 2022 contest for Texas governor. Democrat Beto O'Rourke (50%) holds an 8 percentage point lead over Republican Greg Abbott (42%) among likely voters, with 1% supporting other candidates (Libertarian Mark Tippetts or the Green Party's Delilah Barrios) and 7% undecided.

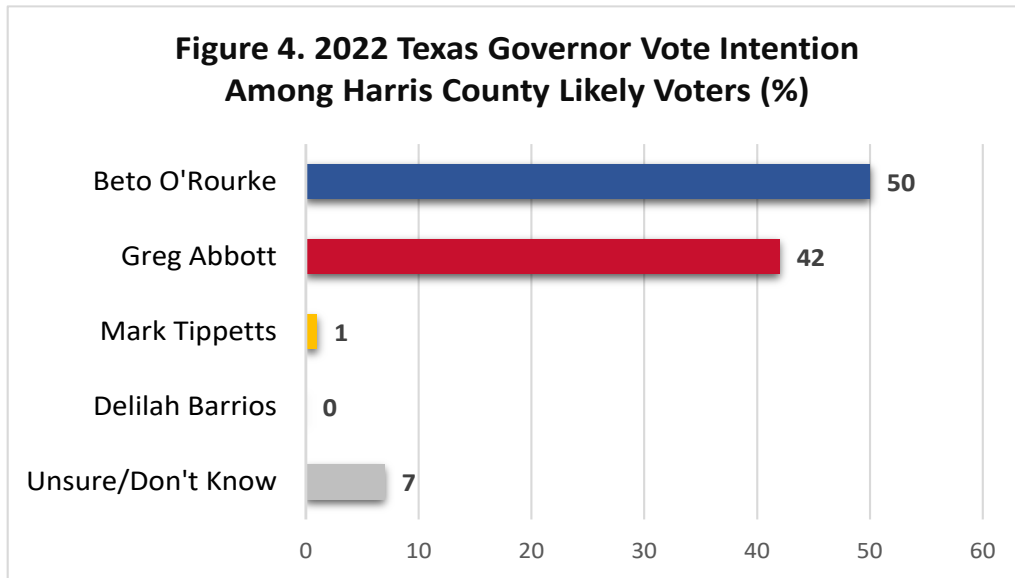


Table 1 provides the vote intention for the two county judge candidates among likely voters broken down by the voter's ethnicity/race, gender, generation, partisanship, and gubernatorial vote intention.

Table 1: 2022 Harris County Judge Vote Intention Among Likely Voters: Overall and by Sociodemographic Groups (%)

Category	Sub-Group	del Moral Mealer	Hidalgo	Don't Know/Unsure
Overall		47	45	8
Ethnicity/Race	White	56	37	7
	Latino	47	44	9
	Black	17	73	10
Gender	Women	40	52	8
	Men	56	37	7
Generation	Silent Generation/Boomers	46	47	7
	Generation X	49	43	8
	Millennials/Generation Z	48	43	9
Partisan ID	Democrat	3	89	8
	Independent	58	33	9
	Republican	90	5	5
Gubernatorial Vote	O'Rourke	6	84	10
	Abbott	95	1	4
	Others/Don't Know	58	25	17

Del Moral Mealer holds a 19 percentage point advantage over Hidalgo among white voters, 56% to 37%, while Hidalgo holds a 56 percentage point advantage over del Moral Mealer among Black voters, 73% to 17%. In between, del Moral Mealer holds a 3 percentage point advantage over Hidalgo among Latino voters (47% to 44%).

Table 1 reveals a strong gender gap in county judge vote intention. Hidalgo has a 12 percentage point lead over del Moral Mealer among women (52% to 40%), while del Moral Mealer has a 19 percentage point lead over Hidalgo among men (56% to 37%).

Members of the combined Silent Generation/Baby Boomer cohort back Hidalgo by a narrow 47% to 46% margin, while a modest majority of both Generation X (49% to 43%) and the combined Millennial/Generation Z cohort (48% to 43%) back del Moral Mealer over Hidalgo.

Table 1 also highlights the strong relationship between partisan identification and vote intention in this race. Nine out of ten Harris County Democrats (89%) intend to vote for Hidalgo, compared to 3% who intend to vote for del Moral Mealer. Nine out of ten Harris County Republicans (90%) intend to vote for del Moral Mealer, compared to 5% who intend to vote for Hidalgo. Del Moral Mealer's vote intention (58%) among Harris County Independents is almost twice that of Hidalgo (33%).

Finally, Table 1 provides the vote intention of Harris County likely voters who intend to vote in the 2022 Texas gubernatorial race for Democrat Beto O'Rourke, for Republican Greg Abbott, and a combined group whose response to the vote intention question was Libertarian Mark Tippetts, the Green Party's Delilah Barrios, or don't know. Virtually every Abbott voter (95%) intends to vote for del Moral Mealer, while 1% intend to vote for Hidalgo. More than eight out of ten O'Rourke voters (84%) intend to vote for Hidalgo, while 6% intend to vote for del Moral Mealer and 10% remain undecided in the county judge race (compared to only 4% of Abbott voters). Among those voters who plan to vote for Tippetts, Barrios or are unsure about their gubernatorial vote intention, del Moral Mealer enjoys a more than two to one advantage over Hidalgo, 58% to 25%, with 17% undecided.

Table 2 provides the proportion of three different populations (all voters, del Moral Mealer voters, Hidalgo voters) that considers each of 10 policy issues to be very important to their 2022 county judge vote decision. The other options were somewhat important, not at all important, and don't know. The 10 issues include the following: crime and public safety, abortion, election administration, flooding, government corruption, property taxes, racial equity and equality, social safety net policy, immigration and border security, and voting rights.

Table 2: Proportion of Likely Voters Who Say Issue is Very Important for County Judge Vote Decision: All, Mealer, Hidalgo (%)

Issues	All Likely Voters	Mealer Voters	Hidalgo Voters
Crime & Public Safety	81	98	64
Government Corruption	79	90	70
Voting Rights	73	53	95
Election Administration	73	72	77
Immigration & Border Security	69	91	50
Property Taxes	69	81	56
Flooding	64	56	75
Abortion	60	33	87
Racial Equity & Equality	57	26	89
Social Safety Net Policy	47	34	61

Two issues stand out as being the most important to the county judge vote decision of Harris County likely voters. Four-fifths of Harris County likely voters list crime and public safety (81%) and government corruption (79%) as being very important to their county judge vote decision.

At a second level of importance are four other issues considered to be very important to the county judge vote decision of more than two-thirds of Harris County likely voters: voting rights (73%), election administration (73%), immigration and border security (69%), and property taxes (69%).

More than one-half, but less than two-thirds, of likely voters identify three issues as being very important to their county judge vote decision: flooding (64%), abortion (60%), and racial equity and equality (57%).

The issue with the least amount of importance for the vote decision of likely Harris County voters is social safety net policy, which 47% say is very important to their 2022 county judge vote decision.

The top three issues for del Moral Mealer voters are crime and public safety (98%), immigration and border security (91%), and government corruption (90%). The three least important issues for del Moral Mealer voters are racial equity and equality (26%), abortion (33%), and social safety net policy (34%).

The top three issues for Hidalgo voters are voting rights (95%), racial equity and equality (89%), and abortion (87%). The three least important issues for Hidalgo voters are immigration and border security (50%), property taxes (56%), and social safety net policy (61%).

Table 3 provides information on the proportion of white, Black, and Latino Harris County likely voters who report that the issue is very important to their 2022 county judge election decision. Crime and public safety is a top issue for white, Latino and Black likely voters, while government corruption is a top issue for white, Latino and Black likely voters, and voting rights a top issue for Black likely voters.

Table 3: Ethnicity/Race & Proportion of Likely Voters Who Say Issue is Very Important for County Judge Vote Decision

Issues	All Likely Voters	White	Latino	Black
Crime & Public Safety	81	77	86	83
Government Corruption	79	76	81	83
Voting Rights	73	69	76	89
Election Administration	73	68	76	79
Immigration & Border Security	69	70	73	57
Property Taxes	69	59	76	75
Flooding	64	58	67	79
Abortion	60	55	64	73
Racial Equity & Equality	57	49	61	81
Social Safety Net Policy	47	39	52	62

The top issues among white likely voters are crime and public safety (77%) and government corruption (76%). The top issues among Latino likely voters are crime and public safety (86%) and government corruption (81%). The top issues among Black likely voters are voting rights (89%), crime and public safety (83%), and government corruption (83%).

Table 4 provides information on the proportion of women and men Harris County likely voters who report that the issue is very important to their 2022 county judge election decision. The top issues among women likely voters are crime and public safety (80%), voting rights (80%), and government corruption (79%). The top issues among men likely voters are crime and public safety (83%) and government corruption (80%).

Table 4: Gender & Proportion of Likely Voters Who Say Issue is Very Important for County Judge Vote Decision

Issues	All Likely Voters	Women	Men
Crime & Public Safety	81	80	83
Government Corruption	79	79	80
Voting Rights	73	80	65
Election Administration	73	75	69
Immigration & Border Security	69	66	74
Property Taxes	69	68	69
Flooding	64	68	60
Abortion	60	69	48
Racial Equity & Equality	57	66	46
Social Safety Net Policy	47	53	40

Table 5 provides information on the proportion of Silent Generation/Baby Boomer, Generation X, and Millennial/Generation Z Harris County likely voters who report that the issue is very important to their 2022 county judge election decision. The top issues among members of the Silent Generation/Baby Boomer generational cohort are crime and public safety (85%) and government corruption (85%). The top issues among the members of Generation X are crime and public safety (80%) and government corruption (76%). The top issues among the members of the Millennial/Generation Z cohort are crime and public safety (77%) and government corruption (73%).

Table 5: Generation & Proportion of Likely Voters Who Say Issue is Very Important for County Judge Vote Decision

Issues	All Likely Voters	Silent/Boomer	Gen X	Millennials/Gen Z
Crime & Public Safety	81	85	80	77
Government Corruption	79	85	76	73
Social Safety Net Policy	47	54	43	41
Flooding	64	72	60	58
Property Taxes	69	71	67	68
Voting Rights	73	81	68	67
Racial Equity & Equality	57	63	49	57
Election Administration	73	81	69	64
Abortion	60	63	51	64
Immigration & Border Security	69	72	68	66

The respondents were also asked which one of these ten issues was the most important issue affecting their vote decision for the county judge race in Harris County. Figure 5 reveals that for 40% of Harris County likely voters, crime and public safety is the most important issue affecting their 2022 county judge vote decision. Only two other issues are listed by 10% or more of Harris County likely voters as being the most important issue for their county judge vote decision: abortion (13%) and voting rights (11%). Three issues are listed as being the most important by fewer than 5% of Harris County likely voters: social safety net policy (3%), election administration (2%), and flooding (2%).

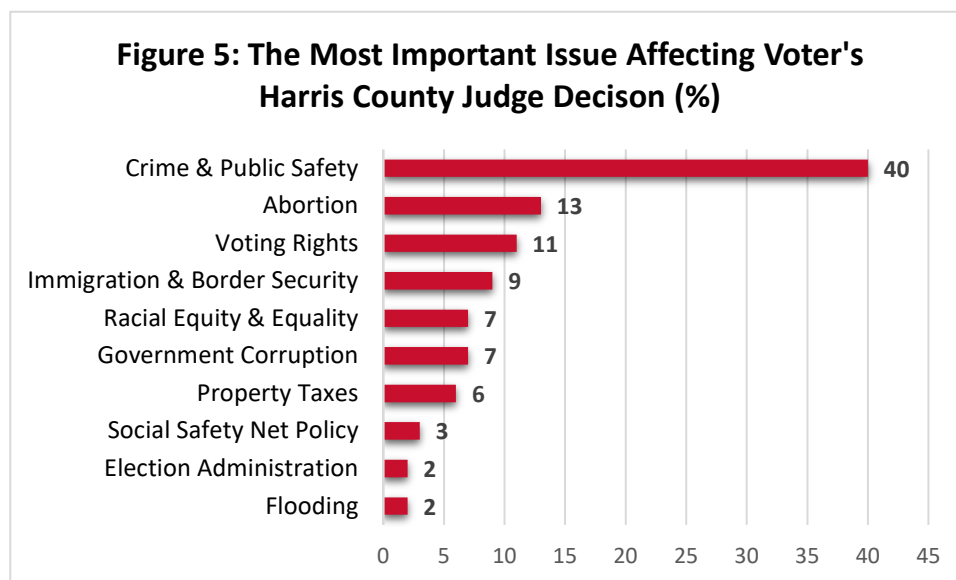


Table 6 provides the top three issues identified by likely voters as being the most important to their 2022 county judge vote decision broken down by the voter’s ethnicity/race, gender, generation, partisanship, and county judge vote intention.

Table 6: Ranking the Top 3 Issues Affecting County Judge Vote Overall and by Demographic Group (%)

Group	Sub-Group	Most Cited Issue (%)	Second Most Cited Issue (%)	Third Most Cited Issue (%)
Overall		Crime & Public Safety (40)	Abortion (13)	Voting Rights (11)
Ethnicity/Race	White	Crime & Public Safety (39)	Abortion (16)	Voting Rights (12)
	Latino	Crime & Public Safety (44)	Abortion (12)	Property Taxes (10)
	Black	Crime & Public Safety (37)	Voting Rights (19)	Racial Equity & Equality (19)
Gender	Women	Crime & Public Safety (35)	Abortion (18)	Voting Rights (13)
	Men	Crime & Public Safety (46)	Voting Rights (9)	Government Corruption (8)
Generation	Silent Generation/Boomers	Crime & Public Safety (39)	Voting Rights (15)	Abortion (11)
	Generation X	Crime & Public Safety (40)	Abortion (13)	Property Taxes (9)
	Millennials/Generation Z	Crime & Public Safety (43)	Abortion (16)	Voting Rights (8)
Partisan ID	Democrat	Voting Rights (23)	Abortion (23)	Crime & Public Safety (18)
	Independent	Crime & Public Safety (49)	Government Corruption (9)	Voting Rights (9)
	Republican	Crime & Public Safety (56)	Immigration & Border Security (18)	Government Corruption (9)
County Judge Voter	Mealer	Crime & Public Safety (62)	Immigration & Border Security (15)	Government Corruption (10)
	Hidalgo	Voting Rights (23)	Abortion (22)	Crime & Public Safety (18)
	Other/Don't Know	Crime & Public Safety (28)	Abortion (28)	Property Taxes (14)

Crime and public safety is listed as the most important issue affecting the vote choice of white (39%), Latino (44%), Black (37%), women (35%), men (46%), Silent Generation/Baby Boomers (39%), Generation X (40%), and Millennials/Generation Z (43%) likely voters. That is, there exists ethnic/racial, gender, and generational consensus that the most important issue affecting the likely voter’s county judge vote decision is crime and public safety.

Crime and public safety is also the most important issue for Republicans (56%), Independents (49%), and del Moral Mealer voters (62%). In contrast, voting rights (23% and 23%) and abortion (23% and 22%) are the most important issues for Democrats and Hidalgo voters, respectively, with crime and public safety occupying third place for both Democrats (18%) and Hidalgo voters (18%).

In addition, the respondents were presented with the ten policy issue areas discussed above and asked whether they believed Lina Hidalgo or Alexandra del Moral Mealer would do a better job on the issue, or if they believed that both would do the job equally well or that neither would do a good job on the issue. They could also answer that they did not know or were unsure.

Table 7 displays the results when the respondents were asked which candidate would do a better job regarding a particular issue. It reveals that there are two issues where significantly more likely voters believe Hidalgo would do a better job than del Moral Mealer, four issues where significantly more likely voters believe del Moral Mealer would do a better job than Hidalgo, and four issues where a relatively equal number of likely voters believe Hidalgo and del Moral Mealer would do a better job on the issue.

Table 7: Proportion of Likely Voters Who Think Mealer, Hidalgo, Both or Neither Would do a Better Job on Issue

Issues	Hidalgo	Mealer	Both Same	Neither	Don't Know/Unsure
Racial Equity & Equality	46	30	11	4	9
Abortion	43	33	7	5	12
Voting Rights	44	37	8	3	8
Social Safety Net Policy	38	34	10	4	14
Election Administration	37	41	10	2	10
Flooding	32	38	15	3	12
Property Taxes	29	43	11	5	12
Government Corruption	31	45	11	3	10
Immigration & Border Security	31	45	8	6	10
Crime & Public Safety	31	46	10	3	10

A notably larger proportion of Harris County likely voters believe that Hidalgo would do a better job than del Moral Mealer in the issue areas of racial equity and equality (46% to 30%) and abortion (43% to 33%).

A notably larger proportion of Harris County likely voters believe that del Moral Mealer would do a better job than Hidalgo in the issue areas of crime and public safety (46% to 31%), immigration and border security (45% to 31%), government corruption (45% to 31%), and property taxes (43% to 29%).

Finally, relatively equal proportions of Harris County likely voters believe Hidalgo and del Moral Mealer would do a better job in four issue areas. In two of the issue areas, voting rights (44% to 37%) and social safety net policy (38% to 34%), Hidalgo enjoys a modest advantage over del Moral Mealer. In the other two issue areas, election administration (41% to 37%) and flooding (38% to 32%), del Moral Mealer enjoys a modest advantage over Hidalgo.

The 2022 Harris County Propositions: A, B and C

In the 2022 general election, Harris County voters are being asked to cast a ballot in favor of or against three Harris County ballot propositions. The three propositions appear on the ballot with the language below:

Proposition A. The issuance of \$100,000,000 of public safety bonds for the purpose of constructing, improving, renovating, equipping and acquiring land and interest in land, buildings, facilities, courthouses and related equipment for public safety purposes and the imposition of taxes sufficient to pay the principal of and interest on the bonds.

Proposition B. The issuance of \$900,000,000 of road bonds for the purpose of the construction, maintenance, operation and road drainage of macadamized, graveled or paved roads, or in aid thereof, including acquiring land and rights-of-way therefor, road drainage, bike lanes, sidewalks and shared use paths, and replacement and improvement of road bridges and culverts and the imposition of taxes sufficient to pay the principal of and interest on the bonds.

Proposition C. The issuance of \$200,000,000 of park bonds for the purpose of constructing, improving, renovating, equipping and acquiring land and interest in land, buildings and facilities for county parks and recreational purposes and the imposition of taxes sufficient to pay the principal of and interest on the bonds.

Table 8 provides the vote intention among Harris County likely voters in favor of and against these three propositions, as well as the proportion of likely voters who are unsure about how they would vote on the proposition.

Table 8: Vote Intention in the Three 2022 Harris County Propositions (%)

Proposition	In Favor	Against	Unsure
Proposition A: Public Safety Bonds for up to \$100,000,000	38	31	31
Proposition B: Road Bonds for up to \$900,000,000	63	20	17
Proposition C: Park Bonds for up to \$200,000,000	52	29	19

A substantial majority of 63% of likely voters intend to vote in favor of Proposition B (road bonds), compared to only 20% who intend to vote against the proposition, with 17% undecided.

A majority (52%) of likely voters intend to vote in favor of Proposition C (park bonds), compared to 29% who intend to vote against the proposition, with 19% undecided.

While Propositions B and C enjoy strong majority support among Harris County likely voters, support for Proposition A is more tepid (38% in favor compared to 31% against), with nearly a third (31%) of likely voters unsure about how they would vote on Proposition A.

Tables 9, 10, and 11 provide the vote intention for the three propositions broken down by ethnicity/race, gender, generation, and partisan identification. They reveal that the lower percentage of likely voters in favor of Proposition A is due in large part to a comparative lack of support for the proposition among Democrats, one in three of whom are unsure about how to vote on Proposition A.

Table 9: Proposition A Vote Intention Among Likely Voters: Overall and by Sociodemographic Groups (%)

Group	Sub-Group	In Favor	Against	Unsure
Overall	Overall	38	31	31
Ethnicity/Race	White	36	30	34
	Latino	39	31	30
	Black	48	26	26
Gender	Women	36	25	39
	Men	42	37	21
Generation	Silent Generation/Boomers	42	28	30
	Generation X	37	29	34
	Millennials/Generation Z	35	38	27
Partisan ID	Democrat	52	15	33
	Independent	34	39	27
	Republican	29	39	32

Table 10: Proposition B Vote Intention Among Likely Voters: Overall and by Sociodemographic Groups (%)

Group	Sub-Group	In Favor	Against	Unsure
Overall	Overall	63	20	17
Ethnicity/Race	White	61	20	19
	Latino	64	20	16
	Black	71	14	15
Gender	Women	64	17	19
	Men	63	23	14
Generation	Silent Generation/Boomers	66	19	15
	Generation X	58	22	20
	Millennials/Generation Z	63	21	16
Partisan ID	Democrat	81	6	13
	Independent	53	28	19
	Republican	52	29	19

Table 11: Proposition C Vote Intention Among Likely Voters: Overall and by Sociodemographic Groups (%)

Group	Sub-Group	In Favor	Against	Unsure
Overall	Overall	52	29	19
Ethnicity/Race	White	51	30	19
	Latino	56	25	19
	Black	64	22	14
Gender	Women	53	25	22
	Men	52	34	14
Generation	Silent Generation/Boomers	50	30	20
	Generation X	54	28	18
	Millennials/Generation Z	53	29	18
Partisan ID	Democrat	73	10	17
	Independent	49	32	19
	Republican	33	49	18

While 81% of Democrats intend to vote for Proposition B and 73% for Proposition C, only 52% of Democrats intend to vote for Proposition A, 29 and 21 percentage points lower, respectively. By comparison, 52% and 33% of Republicans intend to vote for Propositions B and C, compared to 29% for Proposition A, 23 and 4 percentage points lower respectively. The survey data do not allow us to conclusively explain the reasons behind the comparative lack of Democratic support for Proposition A, though it is possible that some Democratic likely voters may associate the bond with the Republican tough on crime agenda (though the bond proposition was supported by the Democratic majority on the Harris County Commissioners Court and opposed by the Republican minority), and as a result either remain undecided or are opposed to the proposition.

The 2022 Harris County Precinct 4 County Commissioner Election

As part of the broader county-wide survey, an oversample was carried out for Harris County Commissioner Precinct 4, for a total Precinct 4 sample population of 350 likely voters, with a margin of error of +/- 5.2%.

Whites account for 53% of the survey population of Precinct 4 likely voters, Latinos 26%, Blacks 11%, and others 10% (Asian American 4%, Native American 1%, Something Else 5%). Women account for 54% of the population, men for 45%, and others for 1%. Regarding generations, 45% of the population belongs to the combined Silent Generation (born between 1928-1945) and Baby Boomers (1946-1964) cohort, 34% to Generation X (1965-1980), and 21% to the combined Millennial (1981-1996) generation and Generation Z (1997-2014) cohort. More than one-third (35%) of the population identifies as Democrat and 30% as Republican, with 33% identifying as Independent and 2% unsure of their partisan identification. In the 2020 presidential election, 53% of the respondents voted for Joe Biden, 38% voted for Donald Trump, 3% voted for other candidates, and 6% did not vote. Among those who cast a ballot in 2020 for either Biden or Trump (the two-party vote), 58% voted for Biden and 42% for Trump. The actual distribution of the 2020 two-party presidential vote in Precinct 4 (using the new 2022 boundaries in place for this election) was 57% for Biden and 43% for Trump.

Figure 6 displays the vote intention of likely voters for the two Precinct 4 candidates, Republican Jack Cagle and Democrat Lesley Briones. Cagle holds a modest five percentage point lead over Briones (40% to 35%), but one in four (25%) Precinct 4 likely voters remains undecided, more than four times the proportion (6%) of Precinct 4 likely voters who remain undecided in the county judge race.

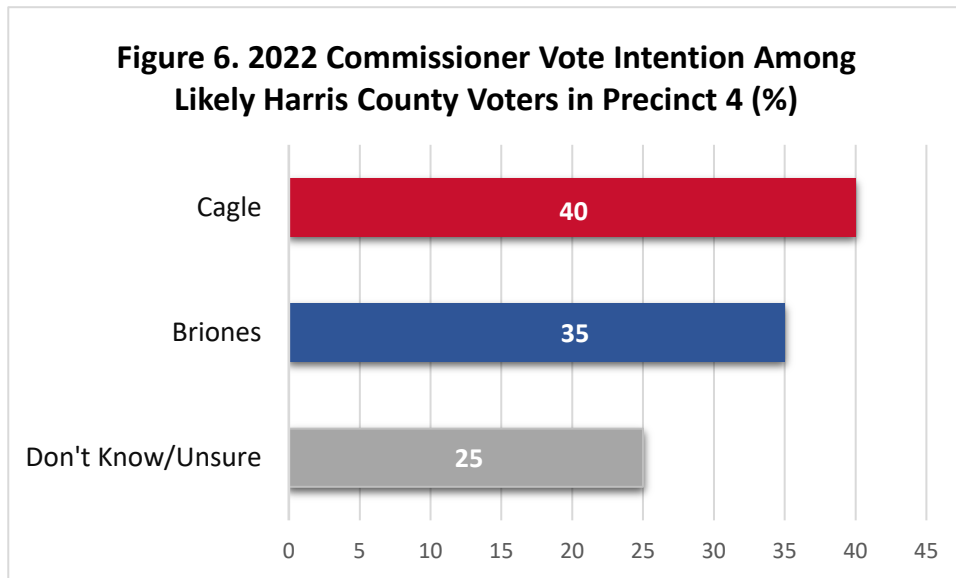


Figure 7 provides one reason why such a large proportion of likely voters are undecided in the Precinct 4 race. Prior to asking these likely voters about their vote intention in this contest, they were asked whether they have a very favorable, somewhat favorable, somewhat unfavorable or very unfavorable opinion of Cagle and Briones, or if they do not know enough about them to have an opinion one way or another. Almost half (48%) of these likely voters did not know enough about Cagle to have an opinion of him, and almost three-fourths (71%) did not know enough about Briones to have an opinion of her. Among those with an opinion, 31% have a favorable opinion of Cagle compared to 21% with an unfavorable opinion, and 17% have a favorable opinion of Briones compared to 12% with an unfavorable opinion.

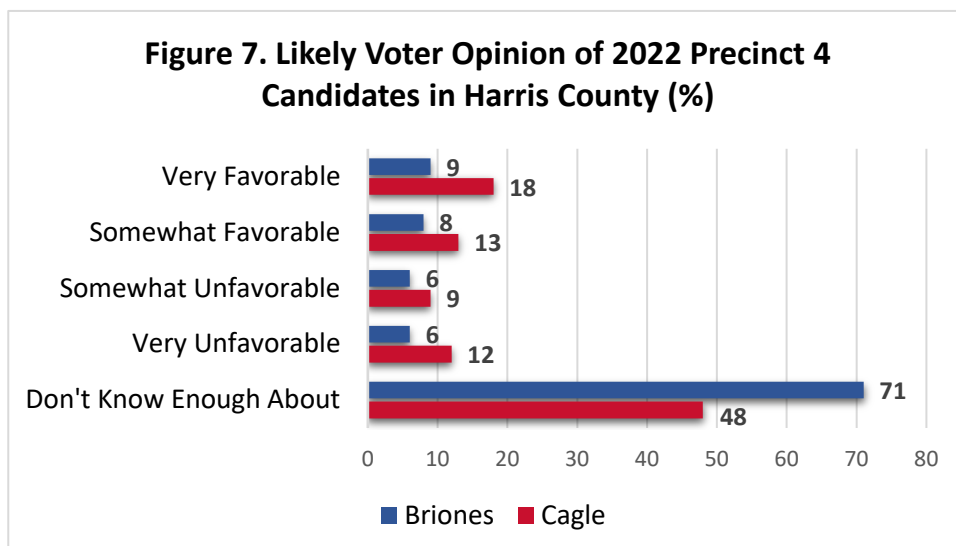


Table 12 provides the vote intention for the two Precinct 4 county commissioner candidates among likely voters broken down by the voter’s ethnicity/race, gender, generation, partisanship, gubernatorial vote intention, and county judge vote intention.

Table 12: 2022 Harris County Precinct 4 Commissioner Vote Intention Among Likely Voters: Overall and by Sociodemographic Groups (%)

Group	Sub-Group	Cagle	Briones	Don't Know /Unsure
Overall		40	35	25
Ethnicity/Race	White	46	33	21
	Latino	36	31	33
	Black	8	67	25
Gender	Women	31	41	28
	Men	51	29	20
Generation	Silent Generation/Boomers	42	38	20
	Generation X	44	33	23
	Millennials/Generation Z	31	32	37
Partisan ID	Democrat	3	73	24
	Independent	41	26	33
	Republican	82	2	16
Gubernatorial Vote	O'Rourke	4	68	28
	Abbott	82	0	18
	Others/Don't Know	42	25	33
County Judge Vote	del Moral Mealer	80	1	19
	Hidalgo	3	72	25
	Don't Know	14	14	72

Cagle holds a 13 percentage point lead over Briones among white voters (46% to 33%) and a 5 percentage point lead over Briones among Latino voters (36% to 31%). Briones holds a 59 percentage point over Cagle among Black voters (67% to 8%). One-fifth (21%) of white voters, one-fourth (25%) of Black voters, and one-third (33%) of Hispanic voters remain undecided in this race.

Briones bests Cagle by 10 percentage points (41% to 31%) among women, while Cagle bests Briones by 22 percentage points (51% to 29%) among men. More women (28%) than men (20%) remain undecided.

The two candidates are effectively tied among the Silent Generation/Baby Boomer generational cohort (42% for Cagle and 38% for Briones) and among the Millennial/Generation Z cohort (32% for Briones and 31% for Cagle). Cagle enjoys an 11 percentage point advantage over Briones (44% to 33%) among

the members of Generation X. Nearly two in five (37%) members of the Millennial/Generation Z cohort are undecided.

Eight out of 10 (82%) Republicans intend to vote for Cagle and 2% for Briones, with 16% undecided. Seven out of 10 (73%) Democrats intend to vote for Briones and 3% for Cagle, with 24% undecided. Cagle holds a 41% to 26% lead over Briones among Independent voters, 33% of whom remain undecided.

There are significantly more Abbott voters (82%) who indicate they will vote for Cagle than there are O’Rourke voters (68%) who indicate they will vote for Briones. There are slightly more O’Rourke voters (4%) who intend to vote for Cagle than Abbott voters (0%) who intend to vote for Briones, but the most noteworthy difference is the substantially larger proportion of O’Rourke voters (28%) than Abbott voters (18%) who remain undecided in the Harris County Precinct 4 Commissioner race.

Four out of five (80%) del Moral Mealer voters intend to vote for Cagle compared to 72% of Hidalgo voters who intend to vote for Briones. Only 3% of Hidalgo voters intend to vote for Cagle and 1% of del Moral Mealer voters intend to vote for Briones. One in five (19%) del Moral Mealer voters and one in four (25%) Hidalgo voters remain undecided in the Precinct 4 County Commissioner contest.

Table 13 provides the proportion of four different populations (all voters, Cagle voters, Briones voters, undecided voters) that considers each of 10 policy issues discussed previously to be very important to their 2022 county judge vote decision.

Table 13: Percentage of Precinct 4 Voters Indicating Issue Will Be Very Important to Their County Judge Vote Decision (%)

Issues	All Precinct 4 Voters	Cagle Voters	Briones Voters	Undecided Voters
Crime and Public Safety	82	99	64	81
Government Corruption	81	90	67	85
Voting Rights	72	55	96	66
Election Administration	70	70	75	61
Immigration & Border Security	69	93	46	62
Property Taxes	65	73	60	59
Flooding	62	52	71	67
Abortion	62	35	88	67
Racial Equity & Equality	54	22	83	67
Social Safety Net Policy	45	33	53	52

Two issues stand out as being the most important to the county judge vote decision of these Harris County Precinct 4 likely voters. Four-fifths of Precinct 4 likely voters list crime and public safety (82%) and government corruption (81%) as being very important to their county judge vote decision.

At a second level of importance are three other issues considered to be very important to the county judge vote decision of more than two-thirds of Precinct 4 likely voters: voting rights (72%), election administration (70%), and immigration and border security (69%).

More than three-fifths, but less than two-thirds, of Precinct 4 likely voters identify three issues as being very important to their county judge vote decision: property taxes (65%), flooding (62%), and abortion (62%).

The two issues with the least amount of importance for the county judge vote decision of Precinct 4 likely voters are racial equity and equality (54%) and social safety net policy (45%).

The top three issues that are very important for Cagle voters' county judge vote decision are crime and public safety (99%), immigration and border security (93%), and government corruption (90%).

The top three issues that are very important for Briones voters' county judge vote decision are voting rights (96%), abortion (88%), and racial equity and equality (83%).

The top three issues that are very important for the voters' county judge vote decision of the one-quarter of voters who are undecided in the Precinct 4 race are government corruption (85%) and public safety (81%), with three issues tied for third place at 67% (flooding, abortion, racial equity and equality).

When asked to name the one issue that was most important to their 2022 county judge vote decision, the responses of Precinct 4 likely voters were similar to those of the broader Harris County population of likely voters. Two-fifths (38%) listed crime and public safety as the most important issue, followed by abortion (17%) and voting rights (12%), with all other issues in the single digits.

Report Authors

Renée Cross, Senior Executive Director & Researcher, Hobby School of Public Affairs

Mark P. Jones, James A. Baker III Institute for Public Policy's Fellow in Political Science, Rice University; Senior Research Fellow, Hobby School of Public Affairs

Research Team

Maria P. Perez Argüelles, Research Associate, Hobby School of Public Affairs

Savannah Sipole, Research Associate, Hobby School of Public Affairs

Agustín Vallejo, Post-Doctoral Fellow, Hobby School of Public Affairs